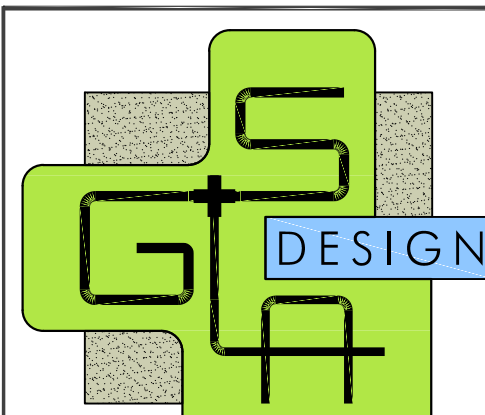


***NOTE:**
All main, lateral, and valve locations are shown schematically and shall be adjusted in the field. Locate mains and laterals in landscape areas (preferably at edges of curbs or walks.) Coordinate pipe locations with existing and proposed rootball locations. Group and locate valve at edges of shrub beds where feasible.



GSLA DESIGN
GARDNER + SEMLER
LANDSCAPE ARCHITECTURE
WWW.GSLADESIGN.COM

17670 NW 78th AVE., SUITE 214
MIA MI, FL 33015
P 305.392.1016 F 305.392.1019
CORP. ID# 0000266


This drawing is the property of GSLA Design and is not to be reproduced or copied in whole or part without written permission. It is not to be used on any other project and is to be returned on request. Contractor is responsible for verifying all site conditions prior to proceeding with work.
COPYRIGHT © 2020

CITY OF POMPANO BEACH
SENIOR CENTER PARKING LOT
2005 NW 9TH STREET
POMPANO BEACH, FL 33069



REV.	

TITLE
IRRIGATION PLAN

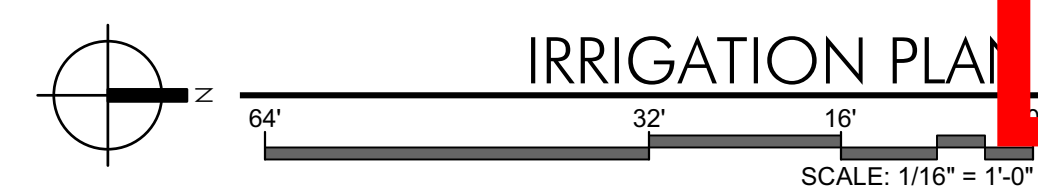


Digitally signed by
Kenneth Eric Gardner
DN: cn=US, st=Florida,
o=Hialeah, ou=GSLA
DESIGN INC.,
cn=Kenneth Eric
Gardner,
email=ken@gsladesig
n.com

Printed copy of this document
and not considered signed and
valid unless the signature must be
verified by electronic copy

05.15
05.15

Ken Gardner
Date: 05.15.2023
SCALE: as noted
LA1-04



IRRIGATION PLAN
SCALE: 1/16" = 1'-0"

DRC
PZ23-12000015
06/21/2023